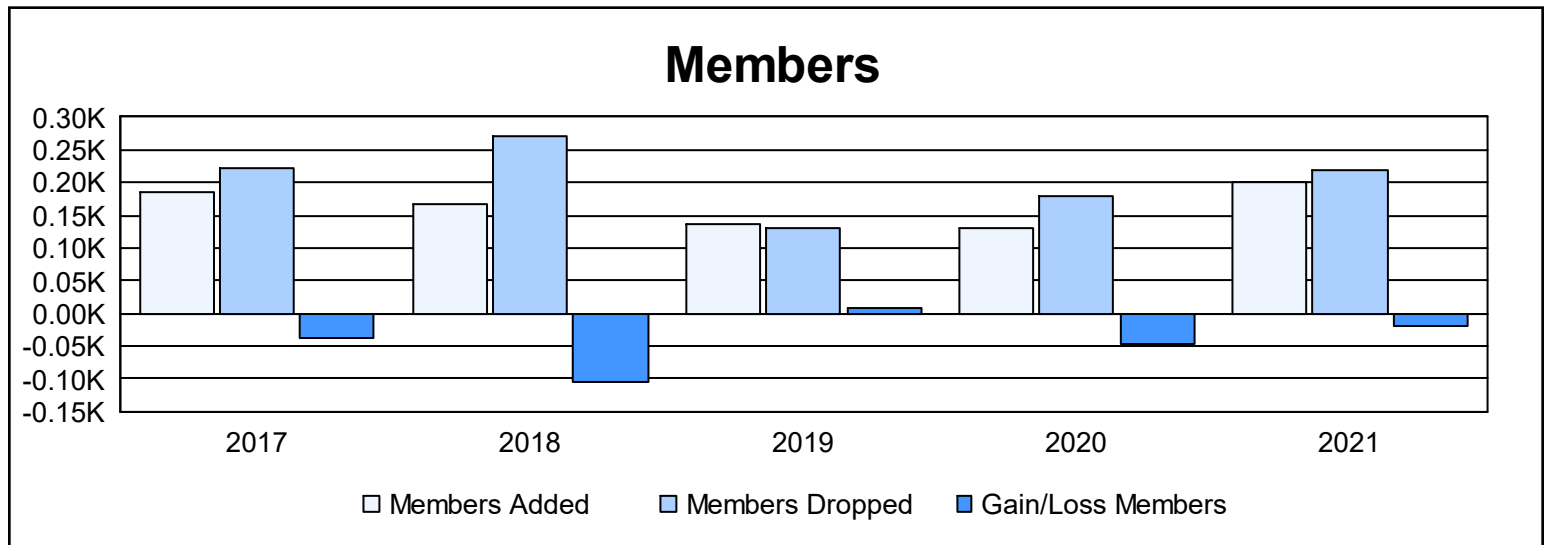
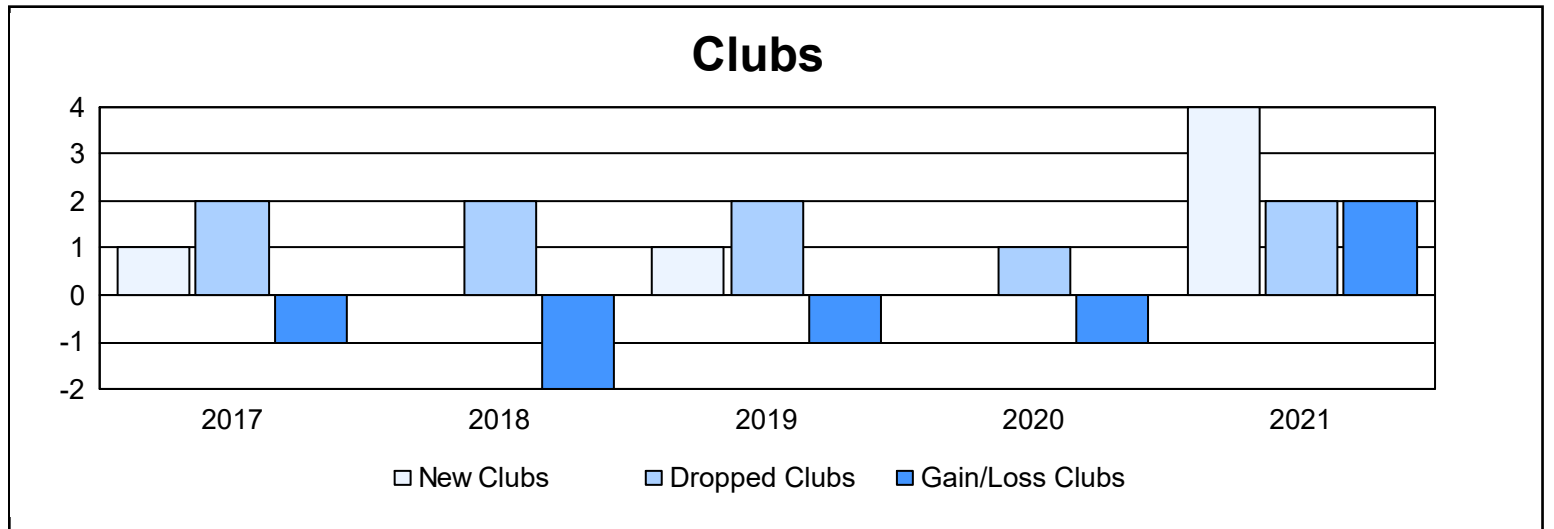
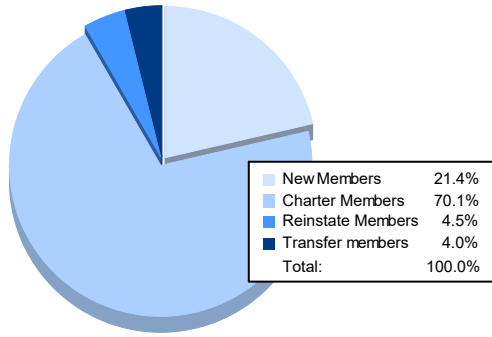


| Year | New Clubs | Dropped Clubs | Gain/ Loss Clubs | New Members | Charter Members | Reinstate Members | Transfer Members | Total Member Added | Total Members Dropped | Gain/ Loss Members |
|----------------|-----------|---------------|------------------|-------------|-----------------|-------------------|------------------|--------------------|-----------------------|--------------------|
| 2016-2017 | 1 | 2 | -1 | 138 | 33 | 5 | 8 | 184 | 223 | -39 |
| 2017-2018 | 0 | 2 | -2 | 151 | 10 | 2 | 3 | 166 | 271 | -105 |
| 2018-2019 | 1 | 2 | -1 | 91 | 29 | 15 | 2 | 137 | 129 | 8 |
| 2019-2020 | 0 | 1 | -1 | 123 | 3 | 0 | 4 | 130 | 178 | -48 |
| 2020-2021 | 4 | 2 | 2 | 43 | 141 | 9 | 8 | 201 | 220 | -19 |
| Average | 1 | 2 | -1 | 109 | 43 | 6 | 5 | 164 | 204 | -41 |



Membership Composition June 2021 Cumulative



Gender Composition June 2021 Cumulative

